



District Report Card: 2017


State: Jammu And Kashmir	District: Kishtwar
Class: 8	Subject: Language
Schools: 51	Students: 688


Participation/Coverage


Students

 GENDER	Boys		Girls	
	Number	%	Number	%
	326	47.38	362	52.62

 AREA	Rural		Urban	
	Number	%	Number	%
	668	97.09	20	2.91

 CATEGORY	SC		ST		OBC		GEN	
	Number	%	Number	%	Number	%	Number	%
	52	7.56	48	6.98	79	11.48	509	73.98

 CWSN	LD	VI	HI	S&LD	ID	Oth
	1	0	0	1	0	3

 Management	Government		Government-aided	
	Number	%	Number	%
	688	100.00	0	0.00

Average Performance of Students in Language (%)

Overall	Gender		Area		Management		Social Group			
	Male	Female	Rural	Urban	Govt.	Aided	SC	ST	OBC	GEN
53.26	55.05	51.64	53.63	40.67	53.26	0.00	46.54	42.22	66.58	52.91

Performance on Learning Outcomes (LOs)

Learning Outcomes	Description	Average Performance(%)
L813	Read textual/non-textual materials with comprehension and identifies the details, characters, main idea and sequence of ideas and events while reading	53.26

Range of Performance of Students who Answered Correctly							
Below 30%		30% - 50%		50% - 75%		Above 75%	
Number	%	Number	%	Number	%	Number	%
126	18.31	187	27.18	233	33.87	142	20.64

Lowest Performing Learning Outcomes (LOs)

1 - Read textual/non-textual materials with comprehension and identifies the details, characters, main idea and sequence of ideas and events while reading (53.26)